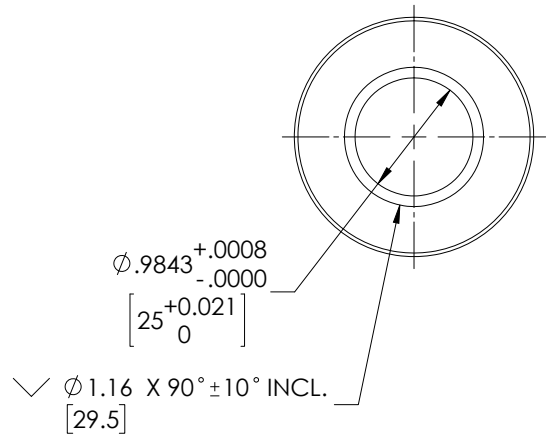
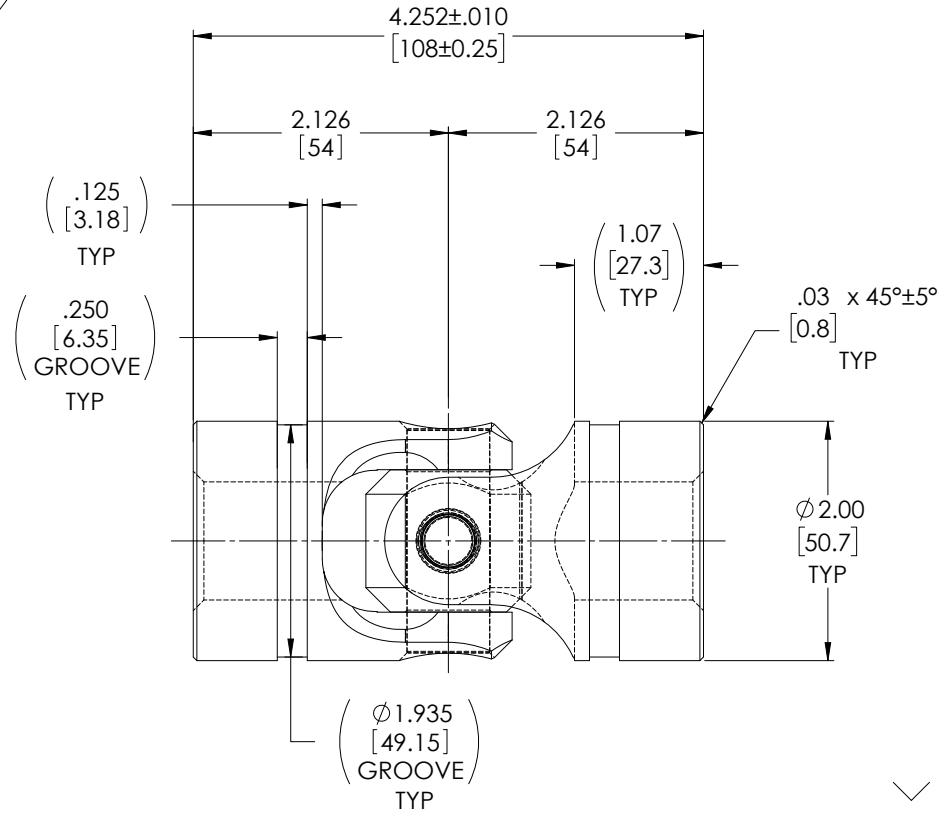
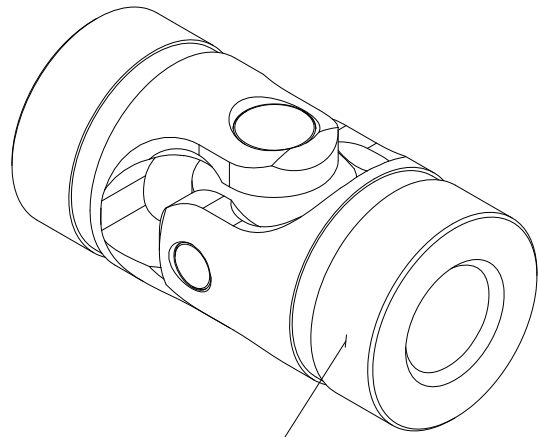


APPROVED

FOR REFERENCE ONLY

REVISIONS				
ZONE	REV.	DESCRIPTION	DATE	APPROVED
	A	INITIAL RELEASE	5/31/2019	JP



TYPICAL BOTH ENDS

NOTE(s), UNLESS OTHERWISE SPECIFIED.

1 MARK ASSEMBLY w/ "BELDEN" LOGO, PART NUMBER, REVISION LEVEL (IF ANY), DATE OF MANUFACTURE, & BELDEN JOB No.

(2) LUBRICATE U-JOINT w/ LUBRIPLATE # 1200-2, NLGI GRADE 2, AW/EP, LITHIUM GREASE OR EQUIVALENT.

(3) REF., MAXIMUM OPERATING ANGLE: 45°

DO NOT SCALE DRAWING

UNLESS OTHERWISE SPECIFIED CHAMFER ALL HOLES BREAK ALL SHARP CORNERS DE-BURR ALL FEATURES TURNED SURFACES: $\sqrt{63}$ MILLED SURFACES: $\sqrt{125}$	STANDARD TOLERANCES, UNLESS OTHERWISE SPECIFIED	MATERIAL	INITIALS		DATE
	DIMENSIONS ARE IN INCHES [mm]	ALLOY STEEL	JP	31MAY19	
	ANGULAR MACHINED: $\pm 1.0^\circ$ FRACTIONAL: $\pm .015$ TWO PLACE DECIMAL: $\pm .010$ THREE PLACE DECIMAL: $\pm .005$ FOUR PLACE DECIMAL: $\pm .0005$ CONCENTRICITY: $.0025$ T.I.R.	HEAT TREAT	ENG APPR. RNK	06/24/2019	TITLE:
	ALL HOLES TO BE LOCATED ON CENTERLINE (C) WITHIN .005" T.I.R. INTERPRET GEOMETRIC TOLERANCES I.A.W. ASME Y14.5	SEE DETAIL DRAWINGS	MFG APPR.		ASSEMBLY, UNIVERSAL JOINT
PROPRIETARY AND CONFIDENTIAL THE INFORMATION CONTAINED IN THIS DRAWING IS THE SOLE PROPERTY OF BELDEN UNIVERSAL. ANY REPRODUCTION IN PART OR AS A WHOLE WITHOUT THE WRITTEN PERMISSION OF BELDEN UNIVERSAL IS PROHIBITED.	FINISH	NONE	COMMENTS:		Belden Incorporated www.beldenuniversal.com
			SIZE	DWG. NO.	REV
			A	UJ-HD2000x25	A
			SCALE: 1.25:1 WT (Lbs): 2.495	SHEET 1 OF 2	